







Interactive Teaching, inside Class Room and Outside Class Room


K12 My Bag.

1. Student can access the Lessons assigned for the Class Subject
2. Test and Activities can be submitted by student
3. Student can refer to the Open Page Books which acts as additional references for Lessons.
4. Student can view the Reports of her Performance in the Class.
5. Student can view the upcoming Time Table for the class.




Student Dashboard


Name : PranavS | Class : GRADE

Subjects






Primary









Secondary

In subjects where there are more than one paper(E.g., Science), the marks obtained in the subject are





Higher Education



Assigned Tests as Displayed for Student

The screenshot shows a student dashboard for 'PranavS' in 'GRADE' class. The main section is 'Subject Details' for 'Secondary'. It explains that marks are calculated as an average of all papers in the subject. Below this are tabs for 'Chapters', 'Book', and 'Reports'. The 'Chapters' tab is active, showing the chapter 'Waste water story'. A summary states: 'You have been assigned with 3 Test(s) 5 Lesson(s) 1 Homework(s) 1 Activity(s). Select each of the assignment to view and submit.' There are four icons for 'Test', 'Lab Activities', 'Lesson', and 'Homework'. Under 'List of Tests', three test cards are displayed: 'Light', 'Wastewater Story Te', and 'Water treatment'. Each card shows a start date of 10/01/2014 and an end date of 31/01/2014, along with a 'Take Test' button.

Name : PranavS | Class : GRADE

Subject Details

Secondary

In subjects where there are more than one paper(E.g., Science), the marks obtained in the subject are calculated by taking the average of all the papers in the subject. Candidates appearing for the examination have to study six subjects, with anywher

Chapters | **Book** | **Reports**

Chapter: Waste water story

You have been assigned with 3 Test(s) 5 Lesson(s) 1 Homework(s) 1 Activity(s). Select each of the assignment to view and submit.

List of Tests

- Light**
Start Date : 10/01/2014
End Date : 31/01/2014
Take Test
- Wastewater Story Te**
Start Date : 10/01/2014
End Date : 31/01/2014
Take Test
- Water treatment**
Start Date : 10/01/2014
End Date : 31/01/2014
Take Test

Test Presentation and Submission from K12 My Bag.

The screenshot shows a digital test interface. At the top, there is a blue header bar with a 'Back' button on the left, the title 'Atoms and Molecules Test' in the center, and a menu icon on the right. The main content area is white and contains a question labeled '2.' in a blue speech bubble. The question text is 'Which postulate of Dalton's atomic theory is the result of the law of conservation of mass?'. Below the question are four radio button options: 'All matter consists of tiny particles', 'All the atoms of a given mass are identical', 'Each atom of a given element has the same mass', and 'Atoms cannot be created or destroyed in a chemical reaction'. The third option is selected. To the right of the question is a dark grey sidebar with six numbered buttons (1-6). Button 1 is highlighted in green. At the bottom of the sidebar are three filter buttons: 'All', 'Answered', and 'UnAnswered'. A 'Submit' button is located at the bottom center of the interface.

Back

Atoms and Molecules Test

2. Which postulate of Dalton's atomic theory is the result of the law of conservation of mass?

- All matter consists of tiny particles
- All the atoms of a given mass are identical
- Each atom of a given element has the same mass
- Atoms cannot be created or destroyed in a chemical reaction







1 2 3 4

5 6


All Answered UnAnswered

Submit

Assigned Activity for Students

Name : PranavS | Class : GRADE

Subject Details



Secondary

In subjects where there are more than one paper(E.g., Science), the marks obtained in the subject are calculated by taking the average of all the papers in the subject. Candidates appearing for the examination have to study six subjects, with anywher


ChaptersBookReports

Chapter: Waste water story

You have been assigned with 3 Test(s) 5 Lesson(s) 1 Homework(s) 1 Activity(s). Select each of the assignment to view and submit.

TestLab ActivitiesLessonHomework

List of Assignments



HW Activity 001

Start Date : 10/01/2014

End Date : 31/01/2014

Upload

Attending Homework Activity and Submission by Student.

[Back](#)

Assignment

Task1 Task2

Atomic Molecules Assignmn Start Date: 26/11/2013 End Date: 28/11/2013

Student need to complete the Atomic Homework

References

Answer

Assignment submitting







File upload

Please Upload a file [Browse...](#) [Upload](#)


1. displayTree		
2. renderTree		

[Save](#) [Submit](#)

Assigned Lessons for Student

Name : PranavS | Class : GRADE

Subject Details



Secondary

In subjects where there are more than one paper(E.g., Science), the marks obtained in the subject are calculated by taking the average of all the papers in the subject. Candidates appearing for the examination have to study six subjects, with anywher


Chapters **Book** **Reports**

Chapter: Waste water story

You have been assigned with 3 Test(s) 5 Lesson(s) 1 Homework(s) 1 Activity(s). Select each of the assignment to view and submit.

Test **Lab Activities** **Lesson** **Homework**


List of Lessons



4LP- Alternate meth

Start Date : 10/01/2014
End Date : 31/01/2014


Play



5LP-Sewage control

Start Date : 10/01/2014
End Date : 31/01/2014

Play



Quick lesson

Start Date : 10/01/2014
End Date : 31/01/2014







Play

Lessons and its Resources for Student in K12 My Bag


The screenshot displays a digital learning interface with a dark blue header. On the left of the header is a 'Back' button with a circular arrow icon. The main title of the page is '1LP-Centripetal force'. Below the header is a list of eight lesson items, each with a document icon on the left and a right-pointing arrow on the right. The items are:

- 10_01_Centripetal force
- 10_01_Circular motion
- 10_01_Identify the forces
- 10_01_Uniform circular motion
- 10_01_Centripetal force
- 10_01_Angular Displacement
- 10_01_Circular motion on a carousel
- 10_01_Activity Centripetal force

Lab Activities Assigned for Student




Name : PranavS | Class : GRADE

Subject Details







Secondary

In subjects where there are more than one paper(E.g., Science), the marks obtained in the subject are calculated by taking the average of all the papers in the subject. Candidates appearing for the examination have to study six subjects, with anywher


ChaptersBookReports

Chapter: Waste water story

You have been assigned with 3 Test(s) 5 Lesson(s) 1 Homework(s) 1 Activity(s). Select each of the assignment to view and submit.

TestLab ActivitiesLessonHomework


List of Activities




Fun with Magnetism

Start Date : 10/01/2014

End Date : 31/01/2014



Lab Activities as viewed from K12 My Bag

Activity Back 


Acceleration due to ... Duration : 00:00:40

Class : IX Ancillary Subjects :
Subject : General science Skillset :


Introduction Learning Experience Real Life Applications Final Observation

- Aim
- Learning Objective
- Pre-Requisite Knowledge
- Materials Required**
- Precautions

Materials Required



Vernier LabQuest

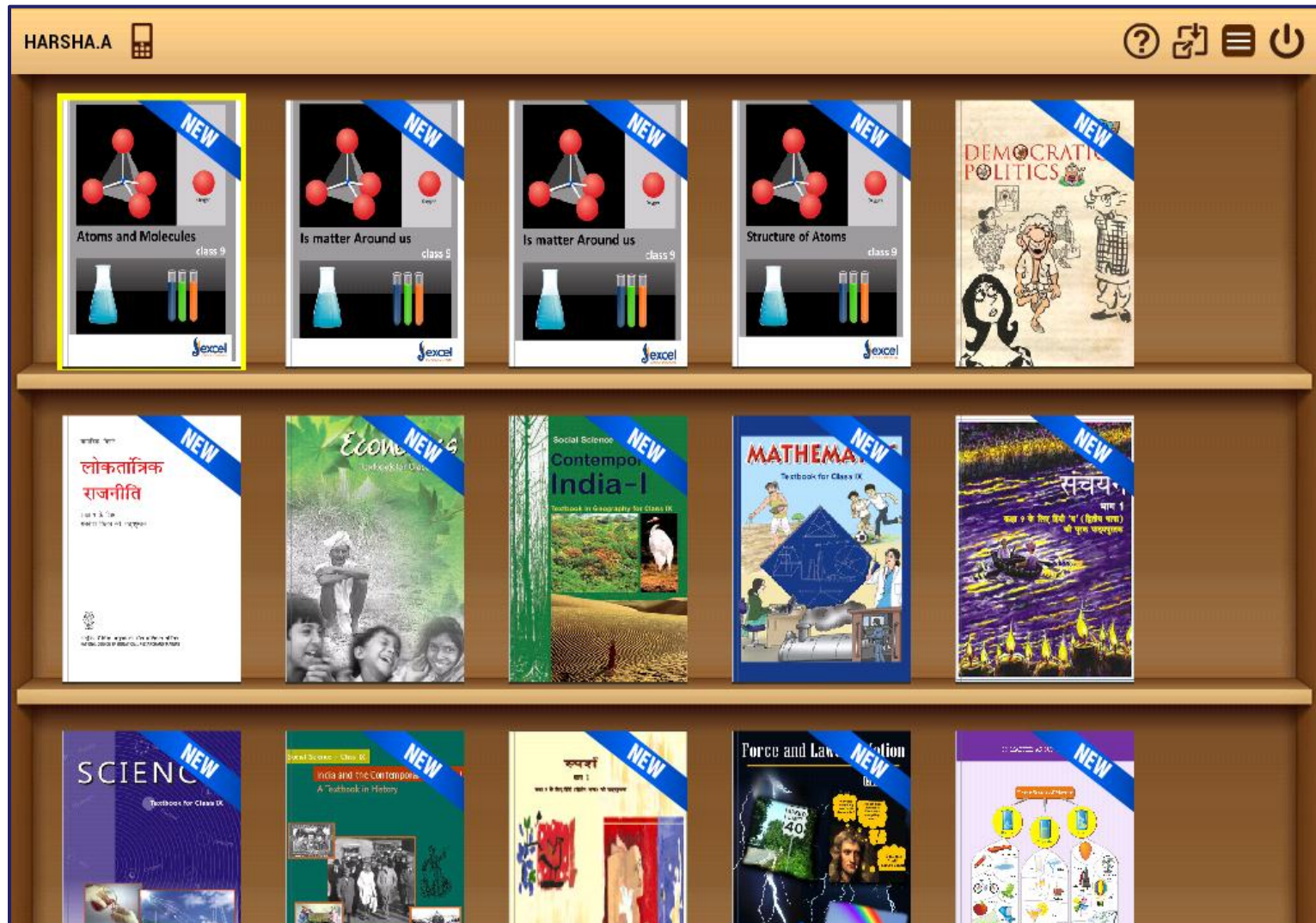


Submit Save response

Student can review his performance Reports



Open Page Bookshelf as displayed for Student.



Digital Book showing the Periodic Table.

The screenshot shows a digital book interface with a periodic table. The interface includes a top navigation bar with a menu icon, settings, and other controls. The periodic table is displayed with several element cards:

24 amu Mg	24 amu Mg	23 amu Na	16amu O
16amu O	16amu O	16amu O	16amu O
16amu O	35.5amu Cl	35.5amu Cl	35.5amu Cl
35.5amu Cl	1amu H	1amu H	1amu H

At the bottom of the interface, there is a page number '28/44' and the text 'Class 9 Atoms and Molecules'. Below this, there are additional element cards with their atomic masses: '12 amu', '23amu', and '23amu'.

Thank you.